

E.O.Dmitrieva

State institution
“Dnipropetrovsk
medical academy of
the Ministry of
Health of Ukraine”

Key words: general-
ized periodontitis,
bone defect, bone
regeneration, Easy-
Graft, amorphous
calcium phosphate,
life quality.

Received: 24.01.2014
Accepted: 03.03.2014

UDC 616.314.17-008.1-089.843/.844:617.528:611-018.4:615.462:615.272

RATIONALE FOR EXPERIMENTAL USING OF EASY-GRAFT MATERIAL AND DYNAM- ICS OF LIFE QUALITY AFTER ITS APPLY- ING IN PATIENTS WITH GENERALIZED PERIODONTITIS II SEVERITY LEVEL

The study was performed as a part of research work “Clinical and laboratory justification for the use modern technologies in diagnosis, prophylaxis and treatment of basic stomatologic diseases” (state registration number 0104U000711).

ABSTRACT. Background. The theoretical basis of osteoplasty, fully supported by clinical observations, is that violations occur in periodontitis of correlation between tooth and the surrounding tissues, including the micro-circulation. However, complex morphological and clinical analysis of effectiveness of the material held EasyGraft was not. **Objective.** The aim was experimental evaluation of tissue alterations in bone implant materials Easy-Graft® and tricalcium phosphate®, as well as determining the life quality after use in the surgical treatment of patients with generalized periodontitis II severity level. **Methods.** The comparative analysis a quantitative morphological estimation of regenerative processes in osteal tissue in model of osteal defect is carried out at implantation of material EasyGraft and amorphous calcium phosphate at this work. It was investigated dynamics of life quality indicators at patients after used materials by specialised questionnaire OHIP-14 during 1 year. **Results and Conclusion.** We found out that EasyGraft and amorphous calcium phosphate undergo resorbtion and thus optimize bone regeneration. Regeneration is accompanied by decreased specific area of the particles implanted and increased integration index and specific density of trabeculae within the reaction zone. Highest intensity of these processes was observed in the period from 15th fill the 30th day after implantation. Easy-Graft is more preferable for implantation than amorphous calcium phosphate. Adapted Ukrainian language and Russian language version of the OHIP-14 questionnaire (Oral Health Impact Profile) is valid and accurate tool for assessing the quality of life of patients with chronic generalized periodontitis by which demonstrated the influence of the intensity of inflammatory and destructive changes periodontal severity of the pathological process, the presence of complete occlusion and methods of correction applied to the subjective perception of quality of life. The use of material EasyGraft compared with tricalcium phosphate improves the life quality of patients by 20-25% regardless of the sex of patients.

© E.O.Dmitrieva, 2014
✉ yvd03@yandex.ru

Citation:

Dmitrieva EO. [Rationale for experimental using of Easy-Graft material and dynamics of life quality after its applying in patients with generalized periodontitis II severity level]. Morphologia. 2014;8(1):40-5. Ukrainian.

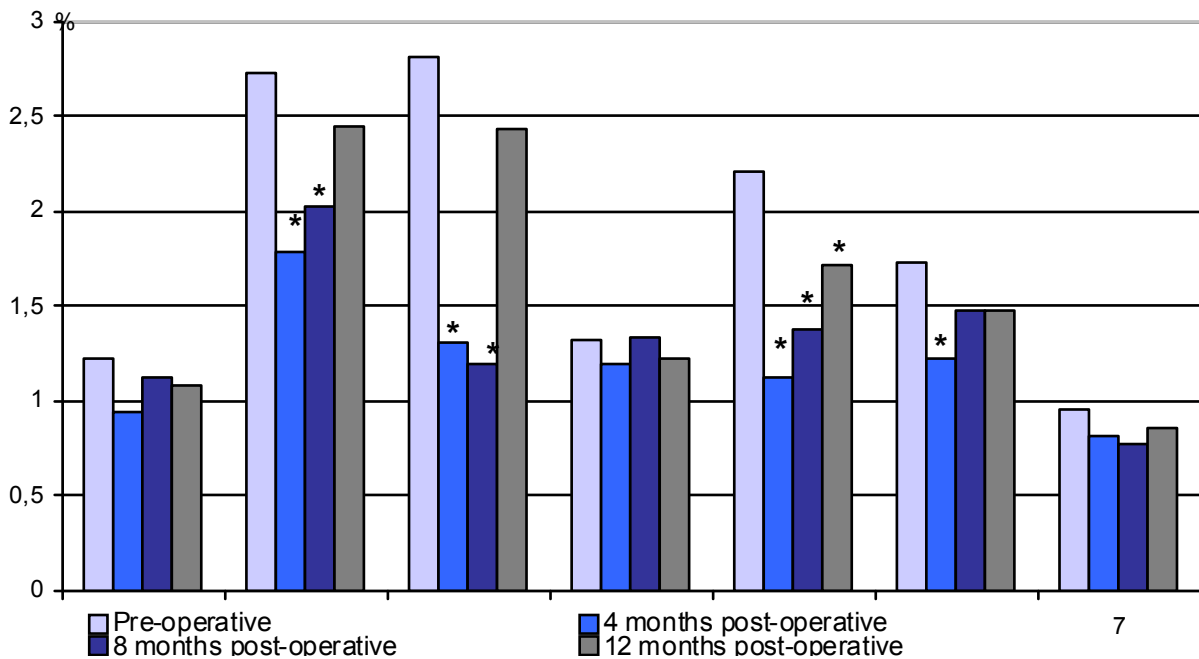


Fig. 1. Life quality indexes of moderate severity generalized periodontitis patients in the age group up to 35 years (according to OHIP-14 questionnaire) after the use of tricalcium phosphate. Blocks 1-7 of questionnaire are described in section “Materials and methods”. Note: (*) marks reliable difference comparing to the pre-operative levels.

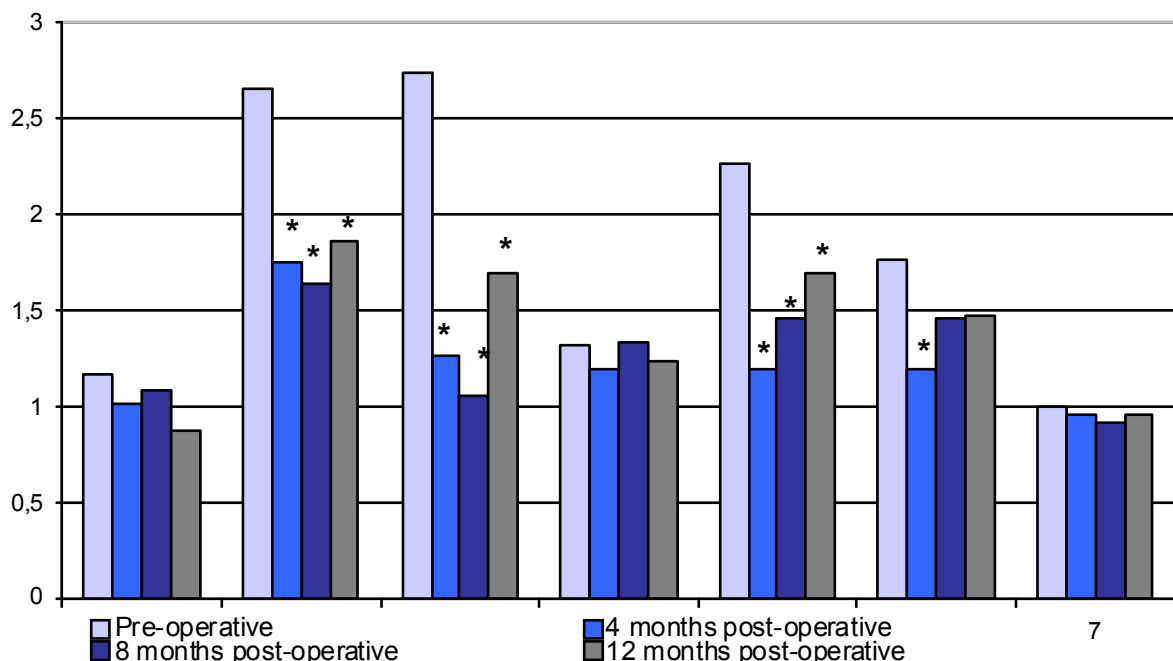


Fig. 2. Life quality indexes of moderate severity generalized periodontitis patients in the age group up to 35 years (according to OHIP-14 questionnaire) after the use of Easy-Graft®. Blocks 1-7 of questionnaire are described in section “Materials and methods”. Note: (*) marks reliable difference comparing to the pre-operative levels.

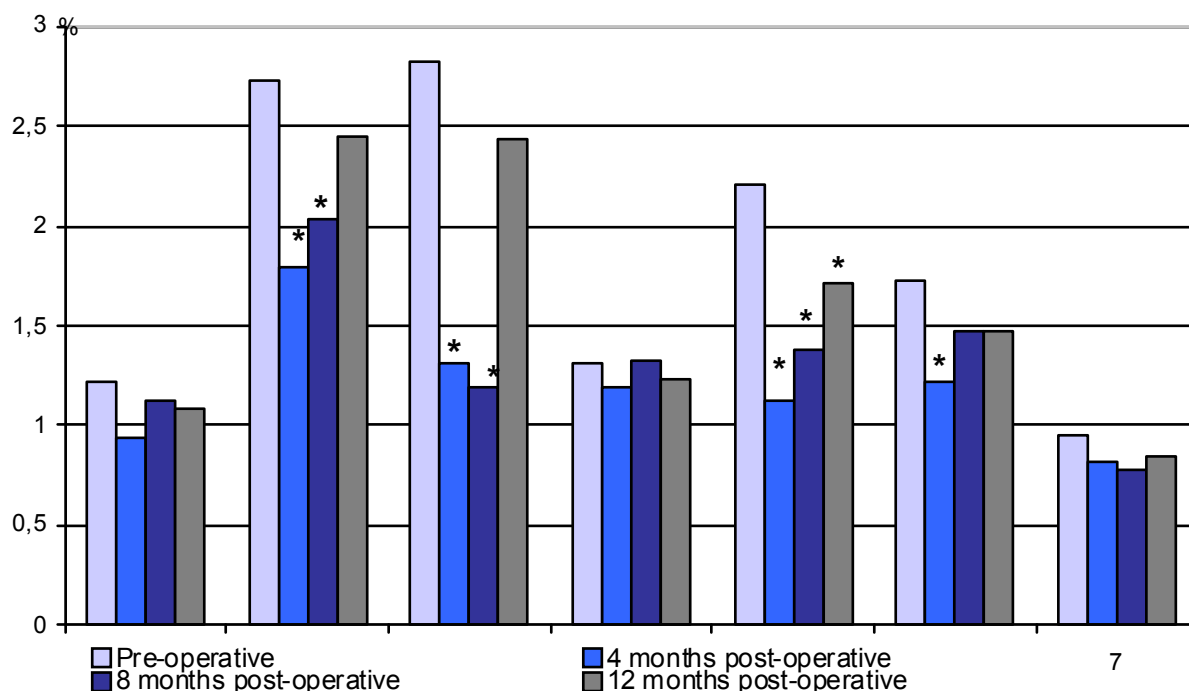


Fig. 3. Life quality indexes of moderate severity generalized periodontitis patients in the age group 35-59 years (according to OHIP-14 questionnaire) after the use of tricalcium phosphate. Blocks 1-7 of questionnaire are described in section “Materials and methods”. Note: (*) marks reliable difference comparing to the pre-operative levels.

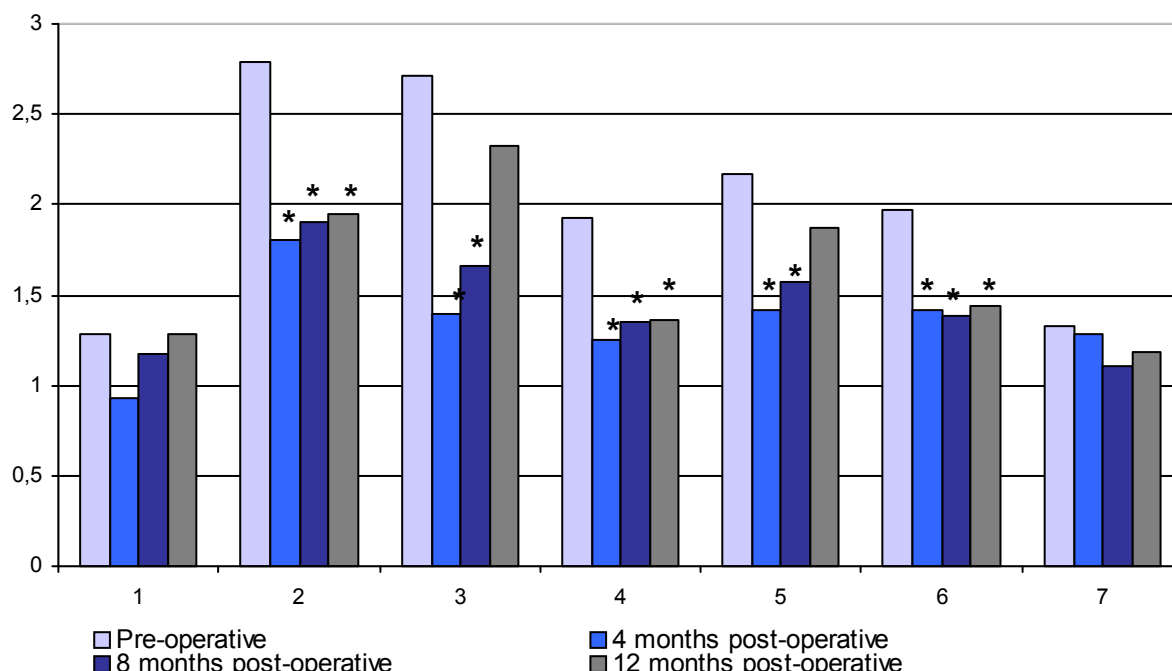


Fig. 4. Life quality indexes of moderate severity generalized periodontitis patients in the age group 35-59 years (according to OHIP-14 questionnaire) after the use of Easy-Graft®. Blocks 1-7 of questionnaire are described in section “Materials and methods”. Note: (*) marks reliable difference comparing to the pre-operative levels.

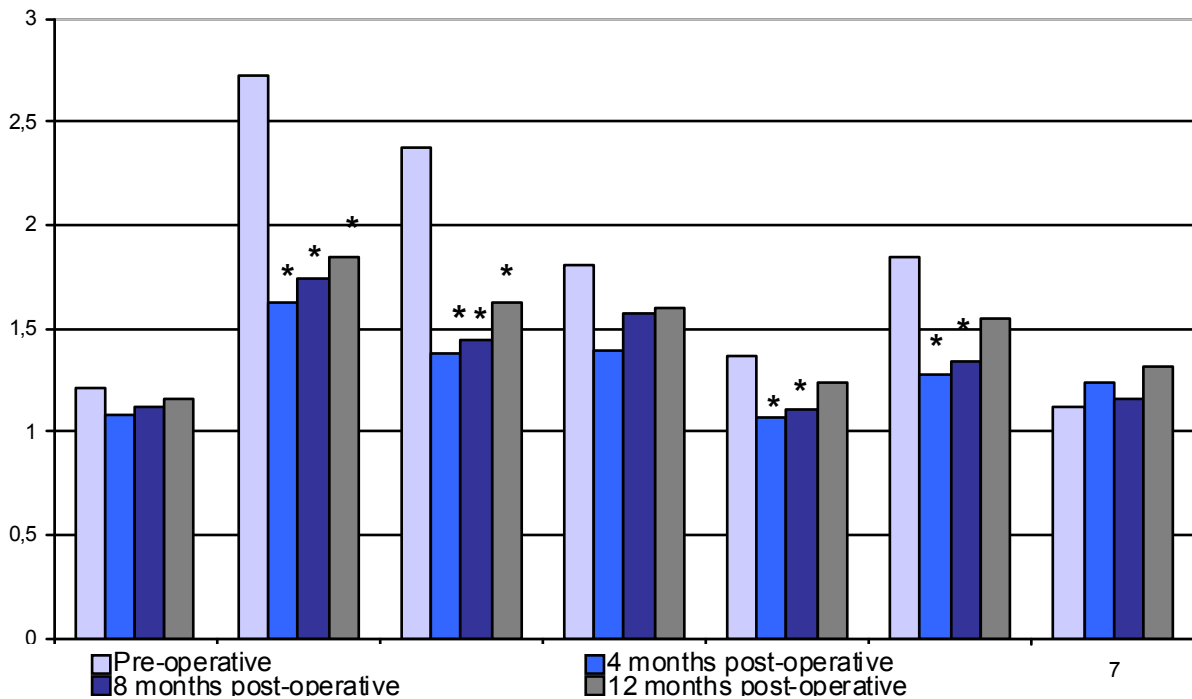


Fig. 5. Life quality indexes of mild severity generalized periodontitis patients in the age group 60-74 years (according to OHIP-14 questionnaire) after the use of Easy-Graft®. Blocks 1-7 of questionnaire are described in section “Materials and methods”. Note: (*) marks reliable difference comparing to the pre-operative levels.

References:

1. Mazur IP. [Structural and functional condition of the periodontal tissues in populace of different ages and gender / IP Mazur // *Sovremennaya stomatologia*. 2005;4:48-51. Ukrainian.
2. Gerelyuk VI. [The ultrastructure of endothelial cells of ash capillaries and content of lipoproteins in gingival fluid of people with chronic generalized periodontitis]. *Ukr Med Alm*. 2000;3(1):36-9. Ukrainian.
3. Materinsky VV, Gerelyuk VI. [The threshold electrical excitability dental pulp of different groups in norm and generalized periodontitis]. *Galytskyi likarskiy visnyk*. 2005;12(30):64-6. Ukrainian.
4. Araújo AC, Gusmão EC, Batista JE, Cimões R. Impact of periodontal disease on quality of life. *Quintessence Int*. 2010;41(6):111-8.
5. Shearer DM, Thomson WM, Broadbent JM, Poulton R. Does maternal oral health predict child oral health-related quality of life in adulthood? *Health Qual Life Outcomes*. 2011;9:50.
6. Luzin VI, Ivchenko DV, Pankratiev AA et al. [Methods of modeling the bone defect in laboratory animals]. *Ukr Med Alm*. 2005;8(2):162. Russian.

7. European convention for the protection of vertebrate animals used for experimental and other scientific purpose: Council of Europe 18.03.1986. Strasbourg; 1986. 52 p.
8. Avtandilov GG. Meditsinskaya morfometriya [Medical morphometry]. Moskow: Meditsina; 1990. 384 p. Russian.
9. Sanders AE, Slade GD, Lim S, Reisine ST. Impact of oral disease on quality of life in the US and Australian populations. Community Dent Oral Epidemiol. 2009;37:171-81.